

UNIT: MUSICAL CONCEPTS

RHYTHM

LESSON: TIME VALUES (DURATION) OF NOTES

In the writing of music we use signs or symbols called notes to represent musical sounds. We have already seen that these notes have a PITCH value (how high or low a sound is).

Notes also have a TIME VALUE (to tell us how long the sound lasts).

The lengths (or durations) of SOUNDS are written as NOTES of different shapes. The lengths (or durations) of PERIODS OF SILENCE are written as RESTS of different shapes. Here is a chart showing the different kinds of notes and their corresponding rests.

whole note			whole rest*
half note			half rest*
quarter note			quarter rest
eighth note			eighth rest

*Note: • a half rest looks like a hat
• a whole rest looks like a hole

In music, all note time values have a definite mathematical relationship which is the same as in arithmetic:

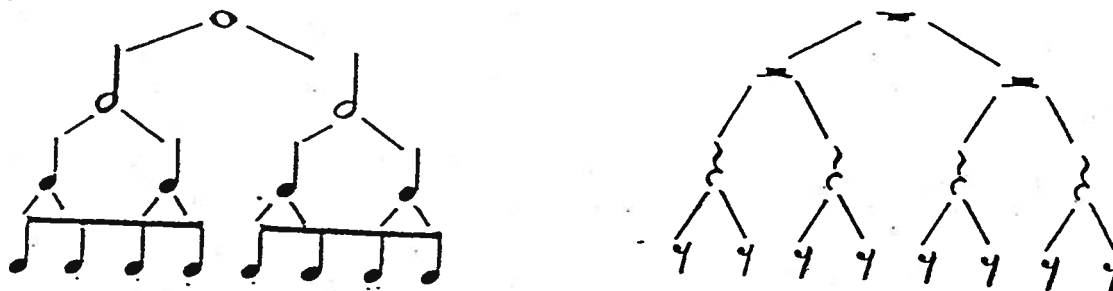
a whole note equals two half notes

a half note equals two quarter notes


a quarter note equals two eighth notes or

Thus,

In summary, the time values of notes and their corresponding rests relate to each other in the following way:



All rests are positioned on the staff in a very exact way.



Whole rest

Half rest



Quarter rest

Eighth rest

SUMMARY

1. Explain the difference between the time value and the pitch value of a note:

The pitch value is how high or low a note is. The time value tells us how long to hold the note.

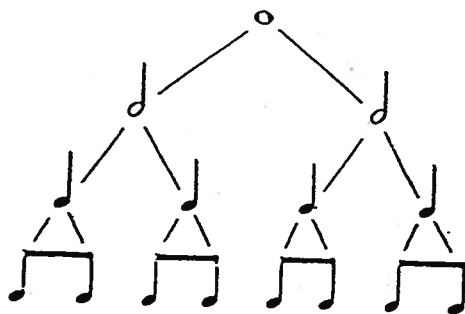
2. a) Notes and rests are similar in that: *They both have time value*

b) Notes and rests are different in that: *only notes have pitch value.*

3. Our music system is based on doublings. Each note breaks down into 2 notes half its size. From largest to smallest, the notes are:

whole note / half note / quarter note / eighth note.

1. Each note or rest in the chart has twice the value of the next one down, as shown. Name the notes:



whole note

half note

quarter note

eighth note

2. Write ONE note which is equal to the value of each of the following:

a) =

c) =

b) =

d) =

3. Write ONE rest which is equal to the value of each of the following:

a) =

e) =

b) =

f) =

c) =

d) =

g) =

4. Write TWO rests which are equal to the value of each of the following:

a) =

b) =

c) =

5. What single rest is equal in value to each of the following notes?

a) $\text{d} = \underline{\hspace{1cm}}$

c) $\text{o} = \underline{\hspace{1cm}}$

b) $\text{J} = \underline{\hspace{1cm}}$

d) $\text{J} = \underline{\hspace{1cm}}$

6. What single rest is equal in value to each of the following note groups?

a) $\text{d} \quad \text{d} = \underline{\hspace{1cm}}$

c) $\text{J} \quad \text{J} = \underline{\hspace{1cm}}$

b) $\text{J} \quad \text{J} = \underline{\hspace{1cm}}$

7. Fill in the blanks:

a) $\underline{\hspace{1cm}}$ eighth notes equal one whole note.

b) $\underline{\hspace{1cm}}$ quarter notes equal two half notes.

c) $\underline{\hspace{1cm}}$ whole notes equal four quarter notes.

d) $\underline{\hspace{1cm}}$ quarter notes equal two whole notes.

e) $\underline{\hspace{1cm}}$ eighth notes equal one half note.

1. How many quarter-note beats does each of the following equal?

a)  1

c)  _____

b)  2

d)  4

2. What type of note is each of the following?

a)  quarter

c)  eighth

b)  whole

d)  half

3. What type of rest is each of the following?



a)  whole

c)  quarter

b)  eighth

d)  half

4. What single note is equal in value to each of the following note groups?

a)  

b)  

5. What single note is equal in value to each of the following note groups?

a)  = 0

b)  = 0

c)  = 0

6. Complete the following sentences:

a) 2 quarter notes = 4 eighth notes.

b) 1 half note = 2 quarter notes.











c) 2 eighth notes = 1 quarter notes.

d) 2 half notes = 1 whole note.

e) 1 whole note = 8 eighth notes.

TIME VALUES SUMMARY

The lengths or durations of **SOUNDS** are written as **NOTES** of different shapes. The lengths or durations of **SILENCE** are written as **RESTS** of different shapes. This chart summarizes the different note/rest shapes and names.

Note	Name	Rest
	Whole	
	Half	
	Quarter	
	Eighth	
	Sixteenth	

When eighth and sixteenth notes appear alone, they have small curved lines called **FLAGS** (which always curve to the right). When two or more of these notes are written together, they are usually joined by lines called **BEAMS** (the notes will have the same number of beams as they had flags).

Flags



Beams

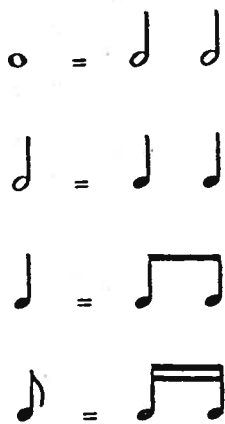


Rests are placed on the staff in the following manner (usually within the third space):

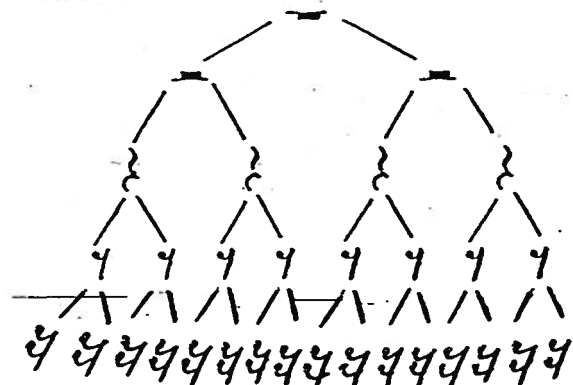
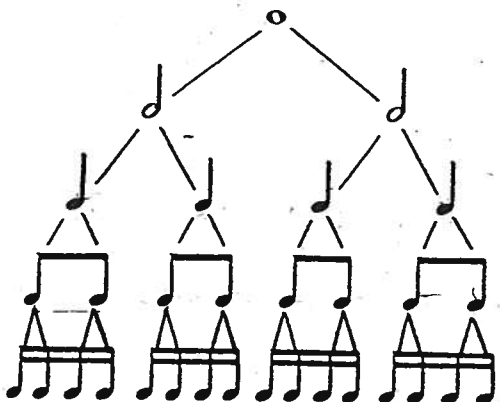
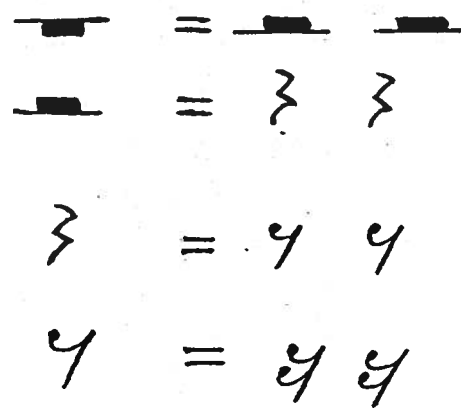


The relative time values of the notes and rests are shown below:













NOTES




RESTS

































A DOT placed after a note or rest increases its duration by half:

Sound symbol (Note)	Name	Equal to	Silence symbol (Rest)
	dotted half	 or 	
	dotted quarter	 or 	
	dotted eighth	 or 	




PART A Draw a single note in each blank:

- 1) 2  = 1 
- 2) 6  = 3 
- 3) 5  = 5 
- 4) 3  = 6 
- 5) 8  = 2 
- 6) 4  = 16 
- 7) 4  = 2 
- 8) 4  = 2 
- 9) 8  = 2 
- 10) 2  = 8 
- 11) 3  = 6 
- 12) 2  = 4 
- 13) 1  = 8 
- 14) 2  = 4 
- 15) 4  = 1 

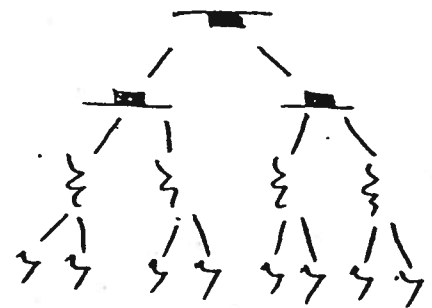
REMEMBER:

OUR MUSIC SYSTEM IS BASED ON NOTE DOUBLINGS:

NOTES

































RESTS



Name	Note	Rest
whole	o	—
half	d	—
quarter	d	{
eighth	d	3

more →

PART B Draw a single rest in each blank:

- 1) 4  = 2 
- 2) 8  = 2 
- 3) 12  = 3 
- 4) 4  = 2 
- 5) 4  = 2 
- 6) 2  = 4 
- 7) 8  = 1 
- 8) 3  = 6 
- 9) 3  = 6 
- 10) 2  = 4 
- 11) 1  = 4 
- 12) 3  = 3 
- 13) 6  = 12 
- 14) 4  = 1 
- 15) 2  = 4 


FILL IN EACH BLANK WITH THE CORRECT NUMBER.

- 1) 3 \circ = 12 \downarrow
- 2) 2 \circ = 4 \downarrow
- 3) 3 \downarrow = 3 \downarrow
- 4) 4 \downarrow = 8 \downarrow
- 5) 2 \circ = 8 \downarrow
- 6) 2 \downarrow = 4 \downarrow
- 7) 2 \circ = 4 \downarrow
- 8) 4 \circ = 16 \downarrow
- 9) 2 \circ = 8 \downarrow
- 10) 3 \downarrow = 6 \downarrow
- 11) 1 \downarrow = 2 \downarrow
- 12) 5 \downarrow = 5 \downarrow
- 13) 1 \downarrow = 2 \downarrow
- 14) 2 \downarrow = 4 \downarrow
- 15) 3 \downarrow = 3 \downarrow
- 16) 2 \downarrow = 4 \downarrow
- 17) 2 \downarrow = 8 \downarrow

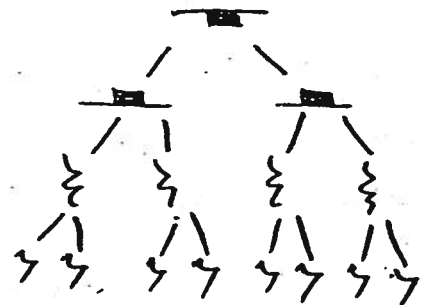
REMEMBER!

OUR MUSIC SYSTEM IS BASED ON NOTE DOUBLINGS:


























NOTES



RESTS



Name	Note	Rest
whole	\circ	—
half	\downarrow	—
quarter	\downarrow	\downarrow
eighth	\downarrow	\downarrow

- 18) 3  = 12 
- 19) 3  = 6 
- 20) 2  = 4 
- 21) 2  = 4 
- 22) 2  = 16 
- 23) 3  = 3 
- 24) 3 0 = 6 
- 25) 2  = 4 
- 26) 2  = 8 
- 27) 7  = 7 
- 28) 6  = 12 
- 29) 1  = 4 
- 30) 1  = 2 

SCORE









30

Complete each bar by adding only one rest at the end (within the bracket).




















Dotted Notes and Rests

A dot placed after a note or rest increases its length by half of its original value.

<u>NOTES</u>	<u>NAMES</u>	<u>RESTS</u>
	Dotted Whole 6 beats	
	Dotted Half 3 beats	
	Dotted Quarter 1 1/2 beats	
	Dotted Eighth 3/4 beat	

Beside each note and rest, write how many beats it receives.

	<u>1/2</u>		<u>6</u>		<u>3/4</u>
	<u>2</u>		<u>1</u>		<u>6</u>
	<u>1</u>		<u>1/2</u>		<u>1</u>
	<u>3</u>		<u>2</u>		<u>1 1/2</u>
	<u>1/4</u>		<u>4</u>		<u>3</u>
	<u>1/4</u>		<u>4</u>		

